



Imperial Deluxe Super Shoppers Squares All the tub twins Date Laundry



Log-In

Forum Topics & Rules Manuals & Literature





New users Click-here to sign-up

Thread Number: 89549 / Tag: Vintage Automatic Washers  
**Frigidaire 1-18**

[Down to Last]



automaticwasher.org's exclusive eBay Watch:

<p>US - 7 hours left</p>  <p>NEW VINTAGE Frigidaire Dial Knob 6540743</p>	<p>US - 1 days left</p>  <p>Speed Queen Stack Washer/Dryer, 22 Lbs, 110Voly plug in Works great</p>	<p>US - 2 days left</p>  <p>NOS Vintage Whirlpool FSP Washer Gearcase Pinion 84467 Q157</p>	<p>US - 2 days left</p>  <p>Vintage KITCHENAID Hobart DISHWASHER Shim &amp; Gasket Asm 242837</p>	<p>12000 Mini Sp INVER Heat P</p>
------------------------------------------------------------------------------------------------------------------------------------------------------------	--------------------------------------------------------------------------------------------------------------------------------------------------------------------------------------	------------------------------------------------------------------------------------------------------------------------------------------------------------------------------	------------------------------------------------------------------------------------------------------------------------------------------------------------------------------------	-----------------------------------

scroll >>> for more items

Post# 1141472 2/6/2022 at 23:22 by [furmanmc](#) (Morrisonville, NY)

Checkrate/Likes  1


I am looking for help with my 1972 frigidaire 1-18

I am having trouble getting it to spin, there is a small drip leak. Based on other threads I've seen it appears to be the clutch and a seal under the agitator?

Can anyone provide any instructions on how to get to these parts or possible parts for sale?

I'm in my late 20's so I do not have much experience with these, but I am good at figuring stuff out if I have a starting point of what I am looking for.



Post# 1141474 , Reply# 1 2/6/2022 at 23:41 by [gsd-dan](#)  (West)

Checkrate/Likes 



Have you checked your local library in the appliance repair section? My old library still had a bunch of repair manuals going back to the 1940's along with several GM Frigidaire repair books for all 5 of their washer designs.


Post# 1141485 , Reply# 2 2/7/2022 at 06:47 by [furmanmc](#) (Morrisonville, NY)

Checkrate/Likes 

Update, I have been able to get it to spin full speed when it dries out. Also found a nail in the bottom of the washtub (must have been in a pocket). It appears a seal has been punctured just slightly and is leaking onto the clutch causing it to slip when wet and not spin.

I'll check my library in person, but I didn't find anything using their online catalog. (going out of town for a couple days so I'll have to work on this later in the week. gathering information until then)

Does anyone know what size socket I can use to remove the agitator to see what's underneath?

Post# 1141549 , Reply# 3 2/7/2022 at 13:33 by [joeljppard](#)  (Hickory)

Checkrate/Likes  1



I don't know the size right off hand but your going to likely need another person to help hold the agitator to get the nut off. They're generally a pain to remove. Sounds like in your case you may have a leaking water bellows, hence the nail...


Post# 1141553 , Reply# 4 2/7/2022 at 14:26 by [Furmanmc](#) (Morrisonville, NY)

Checkrate/Likes  1

Does anyone know where I can get a new bellow or if there is a way to repair the existing one?

I'll be traveling in the Albany NY area for a couple days if anyone knows of a place in the capital region of New York that sells vintage parts.

I want to save this washer if I possibly can. It works great and matches my house (my bathroom where it is located is all 70s avocado green). I also don't have much trust in new appliances. Haven't had good luck with them.

Post# 1141562 , Reply# 5 2/7/2022 at 15:29 by [steved](#)  (Guilderland, New York)

Checkrate/Likes 

*Vintage parts in Albany*

Unfortunately, there are no more mom & pop appliance & parts stores left in Albany. My best luck has always been with eBay. I will check my parts stash to see if I have an extra one.

My grandfather was a Trombley from Morrisonville..... I haven't been there in 35 years.


Post# 1141587 , Reply# 6 2/7/2022 at 18:23 by [Furmanmc](#) (Morrisonville, NY)

Checkrate/Likes 

**Thank you, I appreciate it. Let me know what you find.**

**Any relation to Stephanie Trombley from Morrisonville Elementary? If so, she was my 2nd grade teacher in 2002.**


**If you find anything I'm staying in Clifton Park until Wednesday mid day. Assuming you're in Albany.**

Post# 1141593 , Reply# 7 2/7/2022 at 19:18 by [joelippard](#)  (Hickory)

Checkrate/Likes 



**It's not possible to repair a compromised bellows, it must be replaced. I have looked on ebay for you and did not see one for sale. They do show up from time to time however. It is a specific part for the 1-18 and not compatible with other Frigidiare water bellows that would have what we call the "D" hole in top but rather, it is a large round hole for the agitate shaft to come up through.**

Post# 1141636 , Reply# 8 2/8/2022 at 08:11 by [steved](#)  (Guilderland, New York)

Checkrate/Likes  1

**Sorry**

**I checked and I don't have a spare bellows.... There is one on eBay, though. The "5300" before the part number just indicates it's a post-WCI part. Seller has 4 available.**

[CLICK HERE TO GO TO steved's LINK on eBay](#)

Post# 1141640 , Reply# 9 2/8/2022 at 09:10 by [furmanmc](#) (Morrisonville, NY)


Checkrate/Likes 

**Thank you, I ordered 2 (to have a spare). I'll post an update when it comes and I put it in.**

Post# 1142376 , Reply# 10 2/16/2022 at 16:02 by [furmanmc](#) (Morrisonville, NY)

Checkrate/Likes 

**I got the new bellows, however I can't get it on. it's as if it's slightly smaller than the original. any ideas?**

Post# 1142466 , Reply# 11 2/17/2022 at 21:32 by [Unimatic1140](#)  (Minneapolis)



Checkrate/Likes

Oh yes I've dealt with that with Unimatic bellows. What I do is I find a round glass that is slightly larger than the bottom opening. I fit the rubber over the glass and soak it in hot water in the sink and let it sit overnight. Then right before you go to install it soak it in hot water again, remove the glass then install it right away after you have removed the glass.

I do think the new old stock rubber shrinks ever so slightly as it ages.

Post# 1142492 , Reply# 12 2/18/2022 at 06:05 by [furmanmc](#) (Morrisonville, NY)

Checkrate/Likes

I managed to get the bellows on, however now I'm having trouble getting the snap ring to go back on. I don't have the special tool. I've been trying to use a channel lock, but I haven't been able to get it. I've tried hooking it and then trying to push it down in place (it always comes undone) and I've tried to lock it where it goes but I can't get it to lock.

Are there any tricks or is there something else I can buy at the hardware store to secure it in place?

Post# 1142504 , Reply# 13 2/18/2022 at 08:49 by [steved](#) (Guilderland, New York)

Checkrate/Likes

1

### **Clamp**

I've had success using a worm drive hose clamp. You need to play with it, but it can work.

View Full Size



Forum Index: [Imperial](#) Other Forums: [Deluxe](#) [Super](#) [Sleepers Square](#) [At the tub-tubes](#) [Data Land by](#)



*Automatic Log-in*

Comes to the Rescue!

**The Discuss-o-Mat has stopped, **buzzer** is sounding!!!  
If you would like to reply to this thread please log-in...**

Log-In

New Members [Click Here](#) To Sign Up.



*Imperial*

*Deluxe*

*Super*

*Shoppers Square*

*As the tub turns*

*Dirty Laundry*



[automaticwasher.org home](#)

[Discuss-o-Mat Forums](#)

[Vintage Brochures, Service and Owners Manuals](#)

[Fun Vintage Washer Ephemera](#)

[See It Wash!](#)

[Video Downloads](#)

[Audio Downloads](#)

[Picture of the Day](#)

[Patent of the Day](#)

[Photos of our Collections](#)

[The Old Aberdeen Farm](#)

[Vintage Service Manuals](#)

[Vintage washer/dryer/dishwasher to sell?](#)

[Technical/service questions?](#)

[Looking for Parts?](#)

[Website related questions?](#)

[Digital Millennium Copyright Act Policy](#)

[Our Privacy Policy](#)